



[MARKETPLACE \(/ADVOCATE/CATEGORY/MARKETPLACE\)](#)

GOAL 2017: Global shrimp production review and forecast

Monday, 16 October 2017

By James L. Anderson, Ph.D. , Diego Valderrama, Ph.D. and Darryl E. Jory, Ph.D.

Shrimp producer surveys generate forecast of 4.82 MMT by 2019



Farmed shrimp production continues to expand and span the entire world. Photo by Darryl Jory.

The Global Aquaculture Alliance's GOAL (Global Outlook for Aquaculture Leadership) 2017 survey of shrimp production trends polled industry participants in Asia/Oceania (43 responses), Latin America (38 responses) and Africa (two responses). Fig. 1 summarizes the production estimates for global production from 2009 to 2019, which combines data from the United Nations Food and Agriculture Organization (FAO) and the 2010-2017 GOAL surveys.

Respondents in the GOAL surveys reported substantial production declines in China, Thailand, Indonesia and Mexico in 2013, following declining harvests in China, Thailand and Vietnam in 2012 related primarily to outbreaks of **Early Mortality Syndrome** (<https://www.aquaculturealliance.org/advocate/a-holistic-management-approach-to-ems/>). (EMS) that emerged initially in China in 2009.

Surging shrimp prices in international markets during 2013 were consistent with industry expectations of declining production. Nevertheless, FAO data do not reveal any major impact of diseases in Chinese production from 2009 to 2013; on the contrary, China is reported by FAO to have increased production from 1.3 to 1.7 million metric tons (MMT) in this period, growing further to 1.9 MMT by 2015.

In Mexico, FAO reported a 20 percent increase in 2013 even though production had contracted by one half following a major EMS outbreak, according to industry reports.

Given these discrepancies, 2009 data in Fig. 1 were obtained from FAO (2017); 2010 to 2015 data correspond to a mix of FAO and GOAL survey (2011 to 2015) estimates whereas 2016 to 2019 data were obtained from the GOAL 2017 survey. Discrepancies between FAO data and industry reports may narrow in the future as national governments and FAO jointly revise their production statistics.



Global production of farmed shrimp is expected to reach around 44.82 MMT by 2019, barring a new disease crisis. Photo by Darryl Jory.

According to FAO, global shrimp production reached 4.05 MMT in 2011 and then increased to 4.17 MMT in 2012 (up 3.0 percent), 4.30 MMT in 2013 (up 3.2 percent), 4.68 MMT in 2014 (up 8.8 percent), and 4.88 MMT in 2015 (up 4.2 percent). In contrast, the GOAL surveys suggest that world production contracted from 3.87 MMT in 2012 to 3.49 MMT in 2013 (down 10 percent), strongly bounced back to 4.30 MMT (up 23 percent) in 2014 due to improving harvests in China, Vietnam, and Indonesia along with strong growth in India and Ecuador, to fall once again to 3.99 MMT (down 7 percent) in 2015 due to disease problems in virtually all major countries in Asia (Fig. 1).

A minor recovery was estimated for 2016, which is expected to strengthen through 2019, when global shrimp farming production should reach 4.82 MMT (notice that this is slightly less than the global estimate of 4.88 MMT reported by FAO for 2015). GOAL forecasts rely on the expectation that major disease crises are averted in the near future.

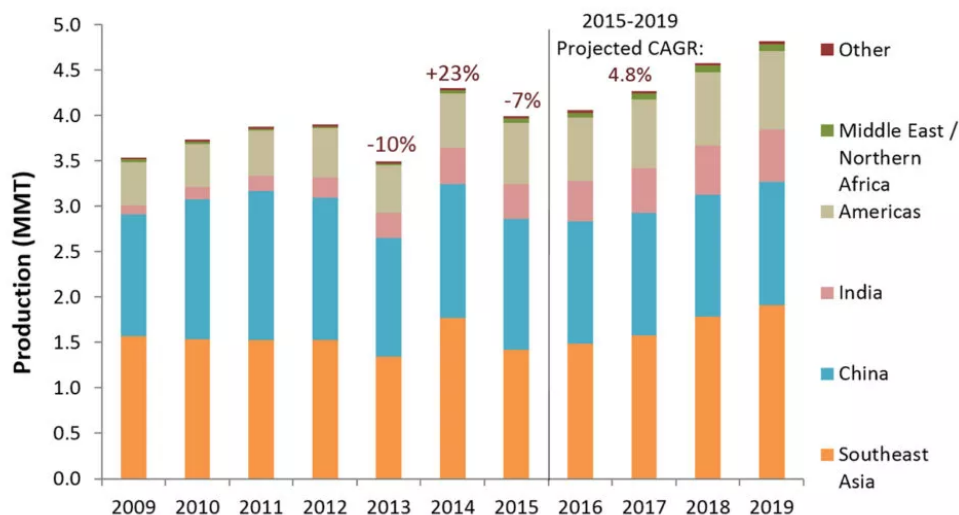


Fig. 1: Shrimp farming production by region. Sources: FAO (2017) for 2009; FAO (2017) & GOAL (2011-2016) for 2010-2015; GOAL (2017) for 2016-2019.

Shrimp production in Asia

Shrimp production grew steadily in eastern Asia through 2011, with a compound annual growth rate (CAGR) of 5.0 percent from 2008 to 2011. According to GOAL data, production declined from 3.35 MMT to 3.33 MMT in 2012 (down 0.6 percent) and further down to 2.94 MMT in 2013 (down 11.6 percent) due to the impact of EMS in China, Thailand and Malaysia (Fig. 2). Disease challenges have also led to fluctuating production levels in Vietnam and Indonesia. Recovering harvests in China, Vietnam and Indonesia, along with strong growth in India, pushed up production in eastern Asia once again in 2014 (up 24.3 percent to 3.66 MMT), only to see production decline again in most major countries in 2015 (down 10.9 percent to 3.26 MMT).

A recovery led by India, Vietnam and Indonesia began in 2016. Production in China is expected to remain more or less flat at around 1.35 MMT through 2019. Although Thailand is expected to grow at a CAGR of 10 percent between 2015 and 2019 – with production reaching 355,000 MT in 2019 – this recovery would account nevertheless for only 60 percent of the largest production reached during the pre-EMS years. By 2019, Thailand as a shrimp farming nation is expected to remain behind China, Vietnam, Indonesia and India.

The Asia shrimp industry seems to be on the path of recovery following the substantial production declines from 2012 to 2015 caused by pervasive disease outbreaks. Production is expected to reach pre-EMS levels in 2017, driven primarily by growth in Vietnam, Indonesia and India, which on aggregate will grow at a CAGR of 9.4 percent between 2015 and 2019. China will remain the largest producer but its contribution to regional growth will be negligible. Regional production is expected to exceed 3.8 MMT for the first time in 2019. Of course, this set of estimates assumes that no major epidemics will break out in the region in the next few years.

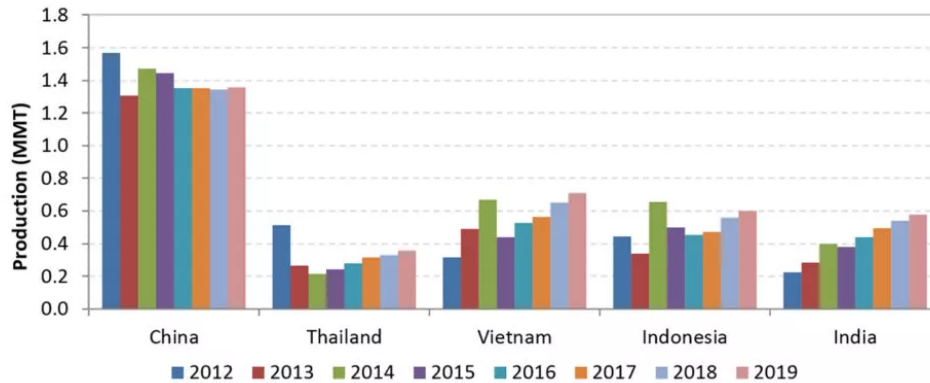


Fig. 2: Shrimp aquaculture production in major farming nations in Asia. Sources: FAO (2017) and GOAL (2011-2016) for 2012 to 2015; GOAL (2017) for 2016 to 2019.

Shrimp production in Latin America

Fig. 3 presents estimates for the major producing nations in Latin America. Besides Asian countries, Mexico was heavily impacted by EMS in 2013: Respondents reported a 44 percent decline in production, from 93,000 MT in 2012 to 52,000 MT in 2013. The industry was nevertheless able to recover output to pre-EMS levels by 2015, with an expected CAGR of 5.2 percent through 2019, when production is expected to exceed 120,000 MT. It is nevertheless noted that this output falls short from the 130,000 MT harvested in 2008.

The most important development in the region is the spectacular growth of Ecuadoran shrimp farming. Ecuador has fully taken advantage of the pervasive disease crisis in Asia to increase exports to European and Asian markets. Production is expected to reach nearly 480,000 MT by 2019, with a CAGR of 6.7 percent between 2015 and 2019. Ecuador will continue to account for more than half of farmed shrimp supply in the Western Hemisphere.

In addition to Ecuador and Mexico, Brazil, Venezuela, Honduras and Panama reported positive expectations for growth through 2019, lifting production in the region from 678,000 MT in 2015 to 868,000 MT in 2019 (CAGR of 6.4 percent). A few other countries such as Nicaragua, Guatemala, Peru and Colombia expect little or no growth due to reasons ranging from the impact of diseases to the reduced potential for expansion of farming areas.

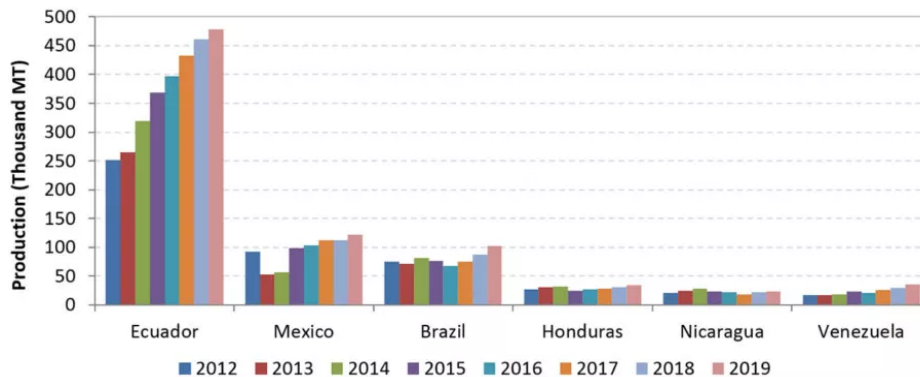


Fig. 3: Shrimp aquaculture production in major farming nations in Latin America. Sources: FAO (2017) and GOAL (2011 to 2016) for 2012 to 2015; GOAL (2017) for 2016 to 2019.

Shrimp product form trends

The GOAL survey also collects information on trends in size categories and product forms. A recent and notable trend in Asia is the increase of green shrimp relative to other product forms such as peeled. While head-on and head-off green shrimp accounted for only 25 percent of production in the 2008 survey, it accounted for 41 percent in the most recent poll. These changes may signal the growing importance of the domestic Chinese market, which prefers green shrimp.

Production in Latin America continues to be oriented towards green shrimp. Head-on shrimp has become the dominant product form over head-off shrimp. It accounted for 56 percent of production in 2016, up from 40 percent in 2007. Increased shipments of Ecuadorian shrimp to European and Asian markets are an important factor driving this trend.

Respondents in Asia have reported a move towards production of smaller shrimp sizes (51-60 and smaller) since 2011 (Fig. 4). The share of small counts increased from 27 percent to 52 percent between 2010 and 2016. The shift to smaller shrimp seems to be driven by narrowing price margins between the small sizes and the larger counts. Early harvests caused by EMS and other diseases also help explain this trend.

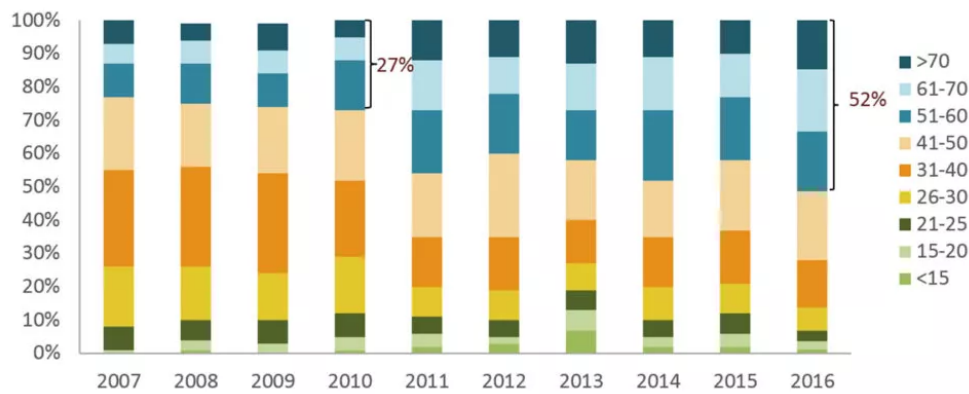


Fig. 4: Shrimp aquaculture production in Asia by size categories. Source: GOAL (2008-2017).

Shrimp disease impacts

“Diseases” was once again identified by respondents from Asia as the top challenge faced by the industry. The disease-related issues “Seed stock quality and availability” and “Access to disease-free broodstock” were ranked in the second and third positions respectively, which is consistent with the notion of diseases as the overriding concern in Asian shrimp farming. “Feed costs” emerged as the most important non-disease issue in Asia.

In Latin America, “Feed costs” closely followed by “Diseases” were the top two concerns. “Market prices” completes the set of top three issues for Latin American shrimp farmers.

Perceptions on diseases have changed remarkably over the last 10 years. In the 2007 survey, “Diseases” did not make it among the top three challenges for either Asian or Latin American producers, who used to be more concerned about feed costs, market prices and trade barriers. Disease issues have moved to the forefront in the most recent years, particularly in Asia given the strong impact of EMS.

Most Asian and Latin American respondents expect global economic conditions to either improve or remain stable in 2018; most respondents also expect the global shrimp market to strengthen in 2018. Upward pressure on feed prices is nevertheless expected to continue in 2018.

Authors



JAMES L. ANDERSON, PH.D.

Director, Institute for Sustainable Food Systems
Professor, Food and Resource Economics
University of Florida

james.anderson@ufl.edu (mailto:james.anderson@ufl.edu).



DIEGO VALDERRAMA, PH.D.

Associate Professor, School of Management
University of Los Andes, Colombia

d.valderrama@uniandes.edu.co (mailto:d.valderrama@uniandes.edu.co).



DARRYL E. JORY, PH.D.
Editor Emeritus
Global Aquaculture Alliance

darryl.jory@gaalliance.org (<mailto:darryl.jory@gaalliance.org>).

Copyright © 2016–2018
Global Aquaculture Alliance