



[FEED SUSTAINABILITY \(/ADVOCATE/CATEGORY/FEED-SUSTAINABILITY\)](#)

---

# Biofloc and clear-water RAS systems: a comparison

Monday, 19 June 2017

By Andrew J. Ray, Ph.D. , Thomas H. Drury and Adam Cecil

## A look at nutritional contributions and shrimp production



A freshly harvested shrimp from the experimental systems.

Because closed aquaculture systems have very low water exchange and controlled inputs, and because they typically have a smaller footprint than traditional open ponds, these systems are receiving increased attention to enhance biosecurity and minimize water use to culture marine species inland.

These intensive, closed systems can be established indoors and near major consumer centers for year-round production, and are gaining popularity in some regions, including the United States, where indoor shrimp farming has an interesting opportunity to develop further.

Clear-water recirculating aquaculture systems (CW) and biofloc (BF) technology systems are two categories of closed aquaculture systems. CW systems usually involve an external biofilter for nitrifying bacteria and filters for solids removal from the water. Some systems also have UV lamps for water sterilization. These systems typically have more filtration components and higher capital and operational costs vs. BF systems. But by setting up biofiltration externally with consistent conditions, CW systems may provide more system control and stability, especially regarding nitrogen cycling.

BF systems have a significant amount of particulates and a dense microbial community, and their only external filtration is usually a solids filter to manage particulates. Although these systems involve less equipment, usually have lower capital costs, and biofloc particles may provide supplemental nutrition for shrimp, BF systems are generally more difficult to manage and require more aeration equipment to support the significant microbial community.


We carried out this study (summarized from the original publication in *Aquacultural Engineering* 77 (2017) 9–14) to compare CW and BF systems in terms of shrimp production, water quality dynamics and the estimated nutritional contribution of suspended biofloc particles in BF systems.

## Study setup

This project was conducted at Kentucky State University's Aquaculture Research Center (Frankfort, Ky., USA) in a building with sheet metal walls and a translucent, polycarbonate roof.

Six identical fiberglass tanks – each with an internal diameter of 153 cm, an operating depth of 74 cm, and a volume of 1.36 m<sup>3</sup> – were arranged in two rows of three; three tanks were randomly assigned to a CW treatment and three to a BF treatment.

Pacific white shrimp (*Litopenaeus vannamei*) post-larvae (PL-12) were sourced from a commercial supplier (Shrimp Improvement Systems, LLC; Islamorada, Florida, USA). Before being stocked into the experimental tanks, the shrimp were raised in a clear-water nursery system for 30 days.



One of the biofloc tanks used in the experiment – note characteristic color of water.

Please refer to the original publication or contact the first author for a detailed description of the experimental systems and experimental design, animal husbandry, water quality, use of stable isotopes to determine C and N incorporation into shrimp tissues, as well as the statistical analyses used in this study.



One of the clear-water tanks used in the experiment.

## Results

Regarding water quality, water temperature, dissolved oxygen (DO) and salinity were all within acceptable ranges for Pacific white shrimp. Considering pH, it was relatively constant in the CW system but significantly lower in the BF system and possibly caused some stress in the animals.

The CW system had significantly lower turbidity, reflecting the additional mechanical filtration; it was higher in the BF system but it is not unusual to have high turbidity in biofloc systems.

Measured ammonia levels were regularly higher in the CW system, resulting in a significant difference between the treatments; however, all ammonia concentrations measured were below the estimated safe levels for *L. vannamei*.

Regarding shrimp production, the animals reached a significantly larger average size of 11.6 grams in the CW treatment compared to the 11.1 grams attained in the BF treatment (Table 1), paralleling the considerably greater biomass production in the CW systems. Feed conversion ratio in the CW system was 1.5:1, significantly better than the 1.8:1 in the BF system. Shrimp survival was not significantly different between the treatments, but mean survival in the CW system was markedly higher at 78 percent in contrast with 69 percent in the BF treatment, resulting in substantially better shrimp production in the CW system.

## Ray, biofloc, Table 1

	Biofloc	Clear-water RAS
Individual weight (g)	11.1±0.2 (10.8-11.3)a	11.6±0.3 (11.1-12.2)b
Biomass produced (kg/m <sup>3</sup> )	1.7±0.0 (1.6-1.8)a	2.0±0.1 (1.9-2.2)b

Growth rate (g/week-1)	1.4±0.0 (1.4-1.4)	1.5±0.0 (1.4-1.5)
FCR	1.8±0.1 (1.7-1.8) <sup>a</sup>	1.5±0.1 (1.3-1.6) <sup>b</sup>
Survival (%)	69±0.6 (68-70)	78±4.3 (70-85)

Table 1. Final shrimp production data for the two treatments at the end of the study. The data are mean ±SEM (range), superscript letters denote significant differences ( $P < 0.05$ ) between treatments. Adapted from original publication.

The high particulate concentrations (as indicated by the turbidity values) in the BF treatments was a potential cause for their relatively diminished shrimp production. High particulate concentrations can increase the oxygen demand of the microbial community, obstruct the animals' gills, encourage undesirable microorganisms and reduce shrimp growth.

Various studies in the scientific literature report that shrimp grown in water from ponds with particulate matter performed significantly better than shrimp grown in saline and clean well water, which contradicts our results. However, those studies were conducted at lower shrimp densities and particulate concentrations than the current study, and unlike ours, dense algal blooms and meio-fauna were present.

In addition, our results may be different from some previous studies because the nutritional contribution of natural biota like biofloc is reduced at higher animal density in more intensive systems, so that biofloc as a nutritional supplement may not be as important in intensive systems as it is in traditional semi-intensive ponds.

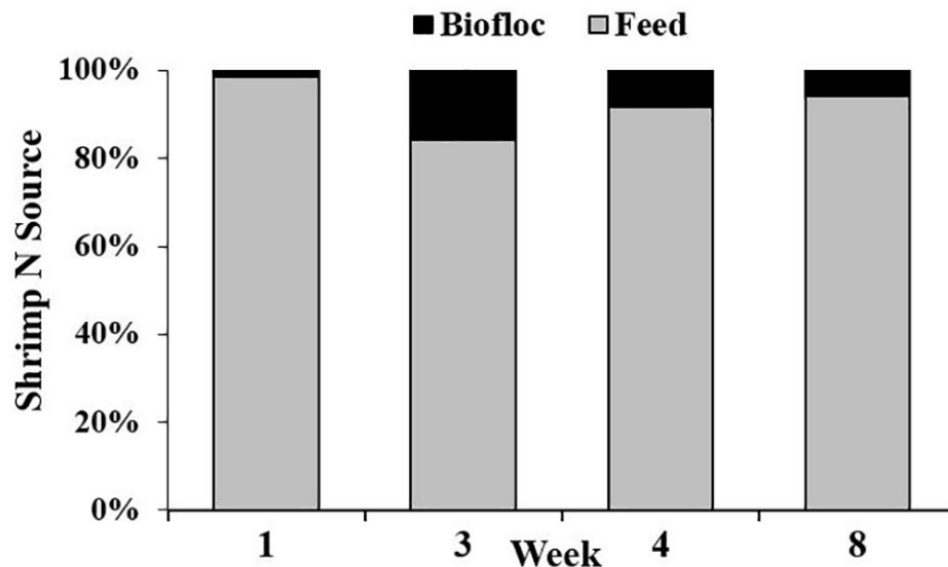


Fig. 1. The percent contribution of feed and biofloc to the nitrogen content of shrimp tissues according to a two-sample isotope mixing model.

Regarding isotope dynamics, we examined the levels of C and N isotopes in shrimp, feed, and biofloc to obtain estimates of where shrimp are obtaining these elements. Isotopes are generally measured as a ratio of heavy/light, in this case  $C^{13}/C^{12}$  and  $N^{15}/N^{14}$ , and these data are reported as a d-value in per mil units (‰); the exact formula is presented in the original publication.

Our results showed that there were no significant differences between shrimp  $\delta N^{15}$  values in the two treatments. However, animals from the CW treatment had significantly lower  $\delta C^{13}$  values vs. shrimp from the BF treatment, indicating that the animals in each treatment gained dietary carbon from different sources, and suggesting that biofloc may have been a source of carbon in the BF treatment.

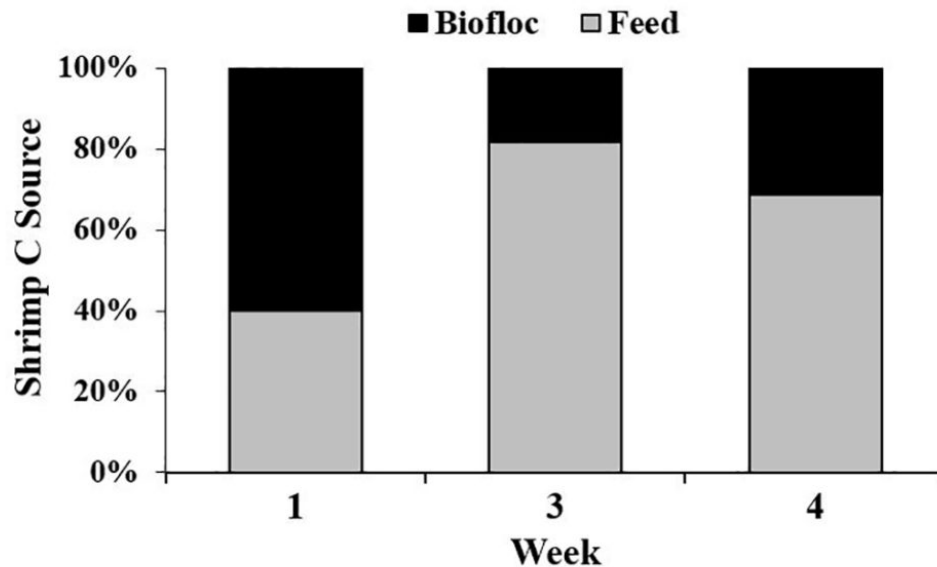


Fig. 2. The percent contribution of feed and biofloc to the carbon content of shrimp tissues according to a two-sample isotope mixing model.

Shrimp production in the BF system was not improved relative to shrimp in the CW system. In contrast to the findings of other related studies, biofloc may not have contributed much to shrimp growth in our study because the estimated contribution of N from biofloc to shrimp in this study was very small.

## Perspectives

Results of our study show that CW tanks had significantly higher levels of ammonia and pH, and BF tanks had significantly higher nitrate, nitrite and turbidity levels. Based on stable isotope data, biofloc contributed 18 to 60 percent of the carbon and 1 to 16 percent of the nitrogen of the body tissue gained by shrimp. But these nutrient contributions from biofloc did not correspond to better shrimp production in the BF treatment, because shrimp total biomass, individual weights and FCR were all significantly better in the CW treatment vs. the BF treatment.

It is not clear exactly what led to these disparities in shrimp production, but the differences in water quality may have been involved. Our results indicate that, for indoor marine shrimp production, clear-water recirculating aquaculture systems may be a more productive option than biofloc systems.

*References available from first author.*





A fresh batch of shrimp harvested from the experimental systems. In Kentucky, farmers markets have been shown to be suitable venues for selling fresh shrimp.

## Authors

---



**ANDREW J. RAY, PH.D.**

Division of Aquaculture  
Kentucky State University  
Land Grant Program  
103 Athletic Rd.  
Frankfort, KY 40601 USA

[andrew.ray@kysu.edu](mailto:andrew.ray@kysu.edu) (<mailto:andrew.ray@kysu.edu>).



**THOMAS H. DRURY**

Division of Aquaculture  
Kentucky State University  
Land Grant Program  
103 Athletic Rd.  
Frankfort, KY 40601 USA



**ADAM CECIL**  
Division of Aquaculture  
Kentucky State University  
Land Grant Program  
103 Athletic Rd.  
Frankfort, KY 40601 USA

Copyright © 2016–2018  
Global Aquaculture Alliance